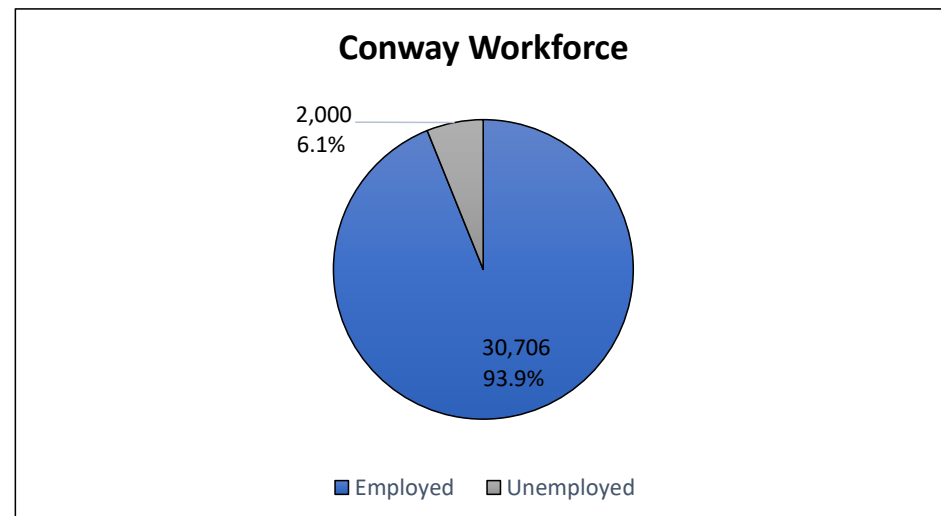
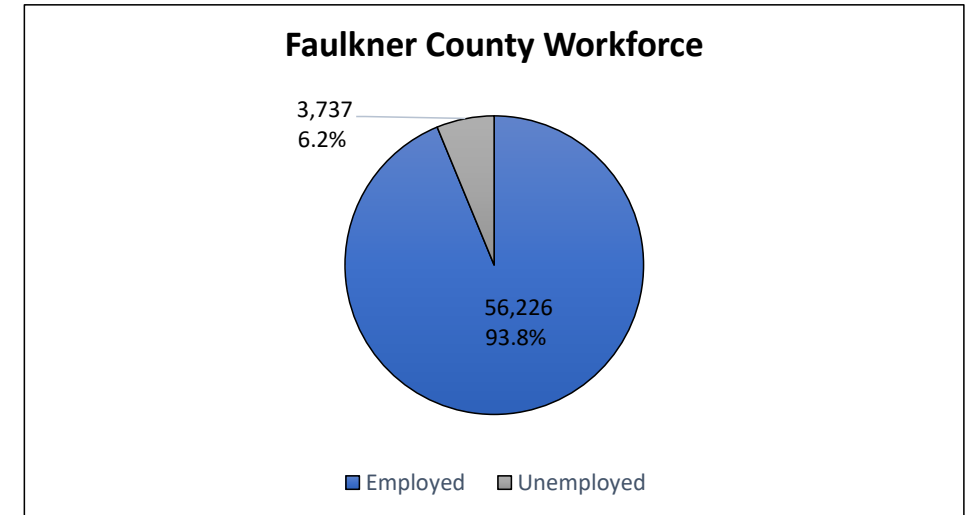
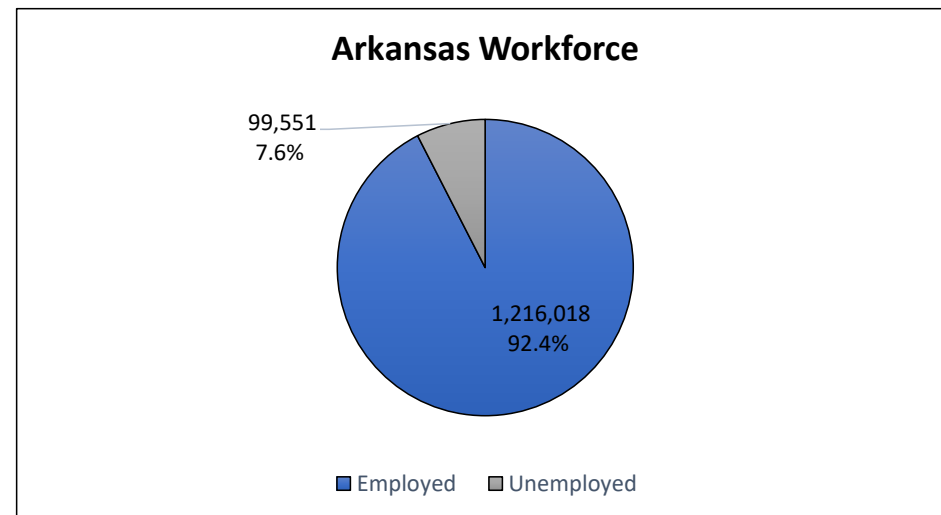
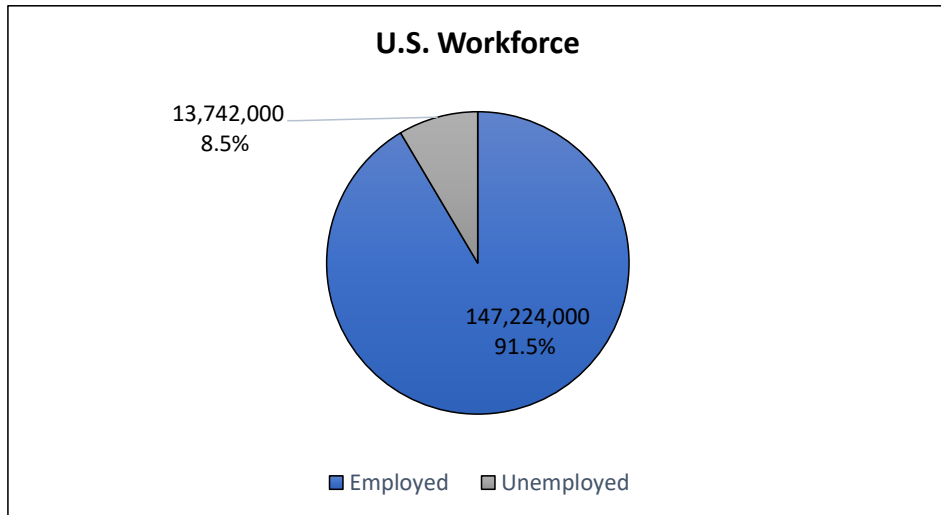


Workforce

2020 Workforce By Month

Month	U.S. Not Seasonally Adjusted			Arkansas Not Seasonally Adjusted			Faulkner County Not Seasonally Adjusted			Conway Not Seasonally Adjusted		
	Civilian Labor Force	Number Employed	Number Unemployed	Civilian Labor Force	Number Employed	Number Unemployed	Civilian Labor Force	Number Employed	Number Unemployed	Civilian Labor Force	Number Employed	Number Unemployed
January	163,497,000	156,994,000	6,504,000	1,350,711	1,295,198	55,513	61,559	59,407	2,152	33,608	32,443	1,165
February	164,235,000	158,017,000	6,218,000	1,363,390	1,309,672	53,718	61,827	59,751	2,076	33,728	32,631	1,097
March	162,537,000	155,167,000	7,370,000	1,378,026	1,311,083	66,943	62,110	59,495	2,615	33,891	32,491	1,400
April	155,830,000	133,326,000	22,504,000	1,309,020	1,174,337	134,683	59,805	53,364	6,441	32,989	29,143	3,846
May	157,975,000	137,461,000	20,514,000	1,349,503	1,222,416	127,087	61,220	55,554	5,666	33,706	30,339	3,367
June	159,932,000	142,182,000	17,500,000	1,331,793	1,220,682	111,111	60,070	55,428	4,642	32,976	30,270	2,706
July	161,374,000	144,492,000	16,882,000	1,322,768	1,223,776	98,992	59,418	55,400	4,018	32,565	30,255	2,310
August	160,966,000	147,224,000	13,742,000	1,345,569	1,216,018	99,551	59,963	56,226	3,737	32,706	30,706	2,000
September	160,073,000	147,796,000	12,277,000	1,344,851	1,251,151	93,700	59,466	55,993	3,473	32,446	30,578	1,868
October	161,053,000	150,433,000	10,620,000	1,331,562	1,255,555	76,007						
November												
December												
12 Mo. Average	160,747,200	147,309,200	13,413,100	1,342,719	1,247,989	91,731	60,604	56,735	3,869	33,179	30,984	2,195



Sources: Arkansas Department of Workforce Services
 Date Published: 11/20/2020
 Data Collected by: Corey Parks and Isaac Sims

