

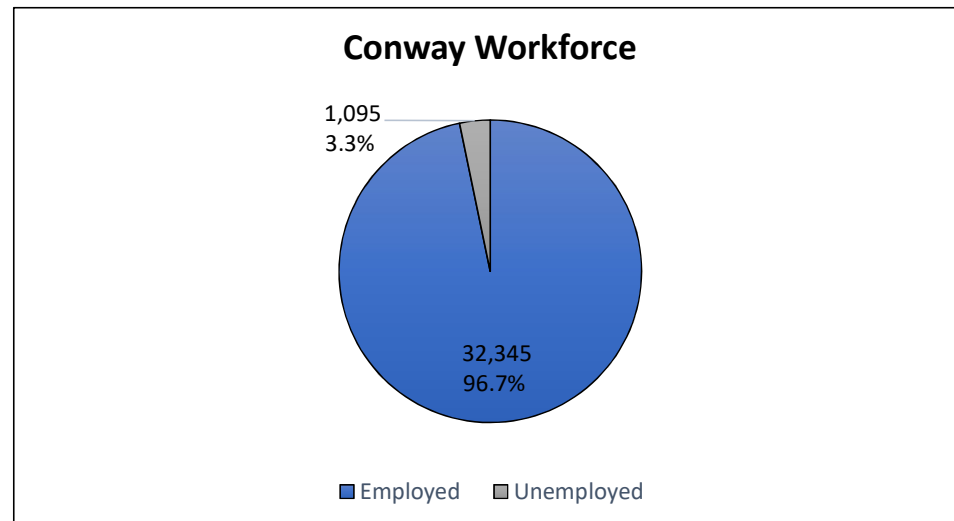
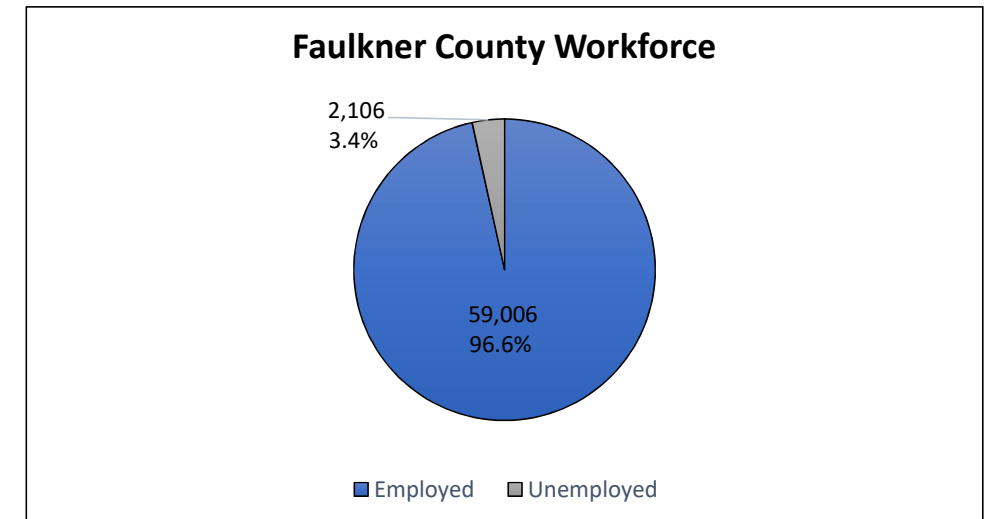
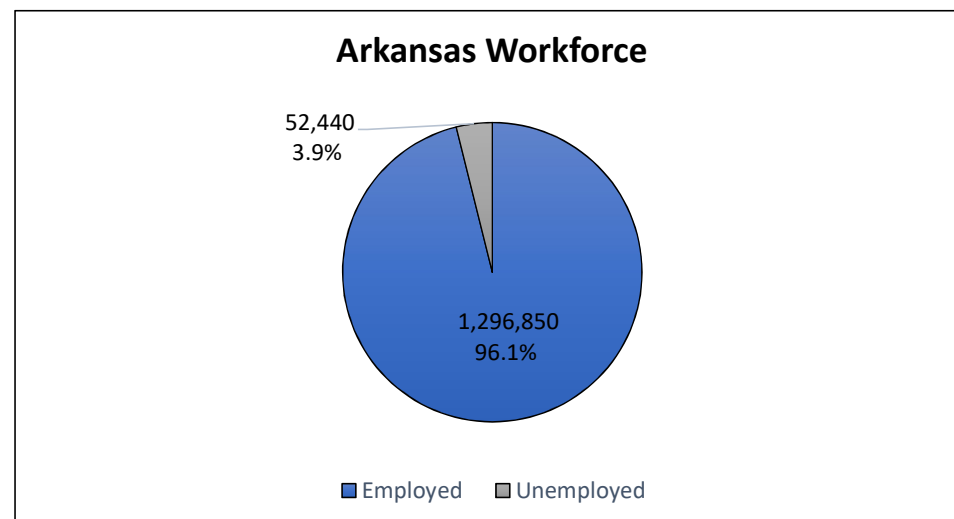
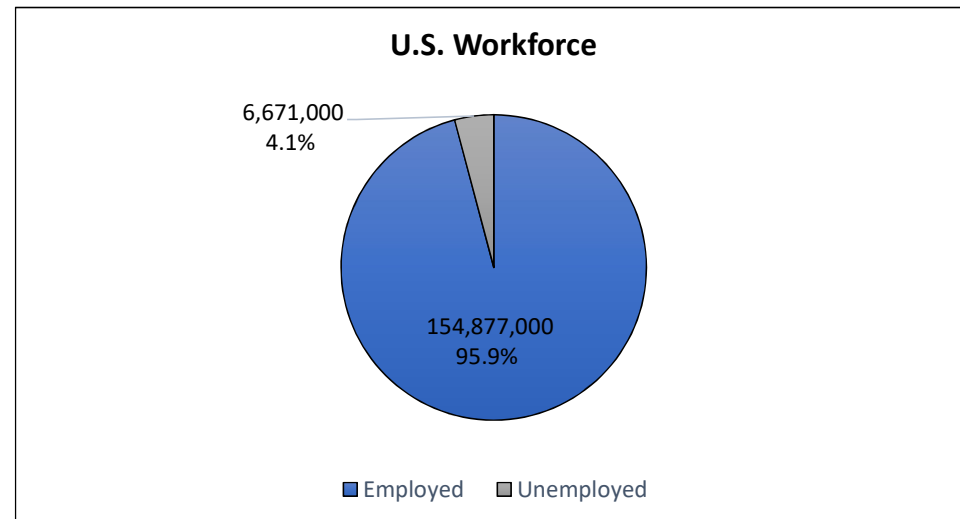
Workforce



2018 Workforce By Month

| Month | U.S. Not Seasonally Adjusted | | | Arkansas Not Seasonally Adjusted | | | Faulkner County Not Seasonally Adjusted | | | Conway Not Seasonally Adjusted | | |
|-----------|------------------------------|-----------------|-------------------|----------------------------------|-----------------|-------------------|---|-----------------|-------------------|--------------------------------|-----------------|-------------------|
| | Civilian Labor Force | Number Employed | Number Unemployed | Civilian Labor Force | Number Employed | Number Unemployed | Civilian Labor Force | Number Employed | Number Unemployed | Civilian Labor Force | Number Employed | Number Unemployed |
| January | 160,037,000 | 152,848,000 | 7,189,000 | 1,326,319 | 1,268,424 | 57,895 | 60,066 | 57,758 | 2,308 | 32,899 | 31,661 | 1,238 |
| February | 161,494,000 | 154,403,000 | 7,091,000 | 1,342,068 | 1,285,294 | 56,774 | 60,781 | 58,443 | 2,338 | 33,729 | 32,037 | 1,242 |
| March | 161,548,000 | 154,877,000 | 6,671,000 | 1,349,290 | 1,296,850 | 52,440 | 61,112 | 59,006 | 2,106 | 33,440 | 32,345 | 1,095 |
| April | | | | | | | | | | | | |
| May | | | | | | | | | | | | |
| June | | | | | | | | | | | | |
| July | | | | | | | | | | | | |
| August | | | | | | | | | | | | |
| September | | | | | | | | | | | | |
| October | | | | | | | | | | | | |
| November | | | | | | | | | | | | |
| December | | | | | | | | | | | | |

12 Mo. Average



Sources: Arkansas Department of Workforce Services
 Date Published: 5/8/2018
 Data Collected by: Corey Parks and Isaac Sims

